

Project:

Fixture Type:

Location:

Contact/Phone:

The L-Tech's CLED4 series are grade LED High lumen down light with deep cone reflector which is designed for commercial light. These 4-inch, new construction and remodel LED down lights are loaded with innovative features and options.

## DESCRIPTION

- Available in both new construction and remodel applications.
- Architectural frames, CLED4A series are with C channel and flat hanger bars (ordered separately) for tie down to ceiling grids.
- Junction box is mounted on the frame for easy wire access and driver installation and replacement.
- Diecast aluminum heatsink dissipates heat from the LED board.
- Self-flanged aluminum reflector with a frosted lens to shield direct view from LEDs.

## LED LIGHT ENGINE

- LED driver accommodates 120V - 277V inputs with 0-10V dimming standard.
- Available in CCT 2700K, 3000K, 3500K, 4000K and 5000K
- CRI ≥80 or ≥90
- Long life LED chips guaranteed up to 50,000hours.

## WARRANTY

Guaranteed five years from the purchase date of the product, against mechanical defects in manufacturing.

## LISTINGS

- cULus Listed / Type Non-IC
- Energy star qualified
- Wet locations (Not suitable for coastal/salt water area)
- Damp locations
- RoHS compliances
- Tested in accordance with IESNA LM79 & LM80

## LIGHT SOURCE TEST TABLE

Input Voltage	120 / 277V
Frequency	50 / 60Hz
CRI	80
T Ambient	-30°C ~ 40°C (-22°F ~ 104°F)

(all values at 25°C without a dimming control in circuit)

List of Compatible Dimmers		
Mfr	Model #	Dimming Rate
Lutron	NFTV	10 - 100%
Lutron	NTSTV-DV	10 - 100%
Legrand	CD4FBLW	10 - 100%
Leviton	1P710-DL	10 - 100%

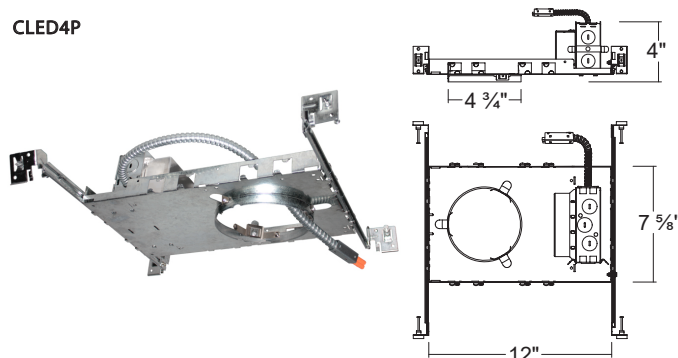
## CLED4

4" LED Recessed Commercial Downlight / Frame in Kit

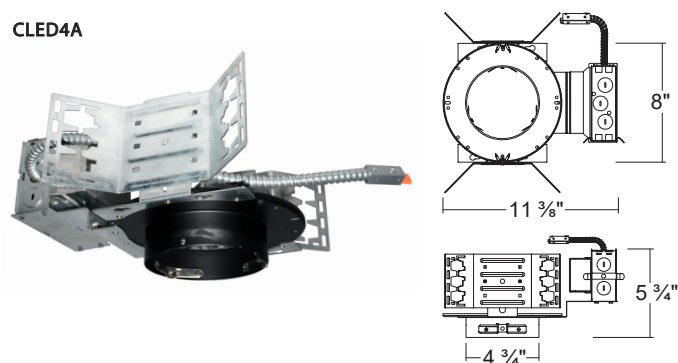


## COMMERCIAL FRAME DIMENSIONS

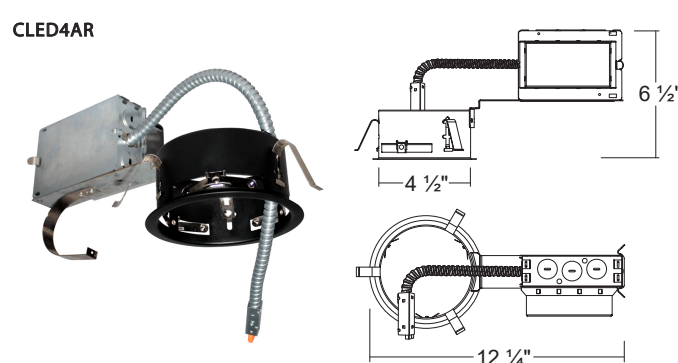
CLED4P



CLED4A



CLED4AR



## PRODUCT CODES - Rough-in section with driver

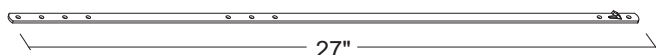
Model NO.	Description
CLED4P-15	4" Plaster Frame in Kit / 17W
CLED4P-21	4" Plaster Frame in Kit / 23W
CLED4P-28	4" Plaster Frame in Kit / 27W
CLED4A-15	4" Architectural Frame in Kit / 17W
CLED4A-21	4" Architectural Frame in Kit / 23W
CLED4A-28	4" Architectural Frame in Kit / 27W
CLED4AR-15	4" Architectural Remodel Frame in Kit / 17W
CLED4AR-21	4" Architectural Remodel Frame in Kit / 23W
CLED4AR-28	4" Architectural Remodel Frame in Kit / 27W

## HANGER BAR ACCESSORIES OPTIONS



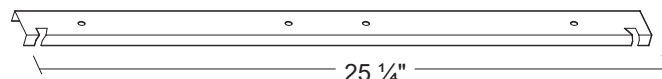
### Flat Hanger Bar

- For use with CLED-#A achitectural frame in T-bar, grid of concealed splince ceilings.
- Spans 24" ceiling grid, Actual length : 27"
- Set of two Hanger bars for commercial frames

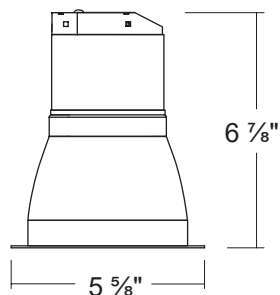


### C-Channel Hanger Bar

- For use with CLED-#A achitectural frame in grid ceiling.
- Provides firm, no-sag installation with 24" spacing (actual length 25-1/4")
- Notched for placement on inverted T-bar ceilings
- Set of two Hanger bars for commercial frames



## COMMERCIAL TRIM DIMENSIONS



## PRODUCT CODES - Finishing section with LED module

(CCT 4000K / CRI ≥ 80)

Model NO.	Description
TCLD-415HZ	4" Haze reflector / White ring / 17W / 1120lm
TCLD-415W	4" White reflector / White ring / 17W / 1120lm
TCLD-421HZ	4" Haze reflector / White ring / 23W / 1590lm
TCLD-421W	4" White reflector / White ring / 23W / 1590lm
TCLD-428HZ	4" Haze reflector / White ring / 27W / 1940lm
TCLD-428W	4" White reflector / White ring / 27W / 1940lm